



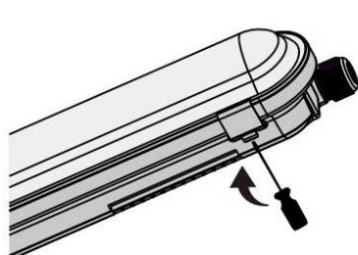


	L	W	H	F
650mm	650	85	80	395
1220mm	1200	85	80	845
1520mm	1500	85	80	1135

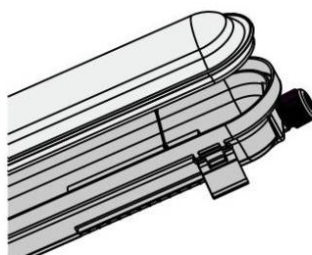


WARNING

Switch off the power supply
before installation



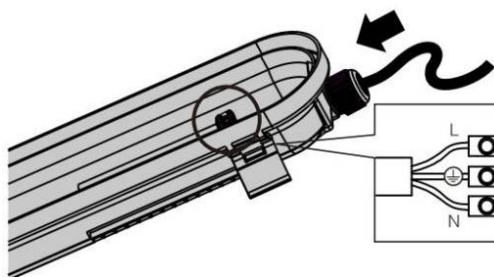
1. Unbuckle the clips



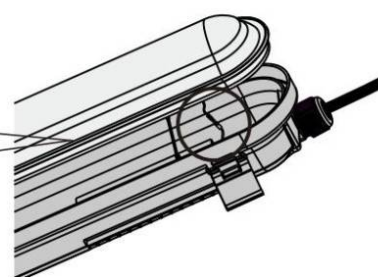
2. Take out of the LED module and diffuser



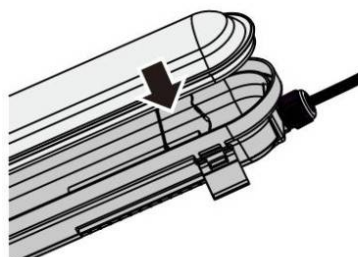
3. Insert the cable through the cable gland



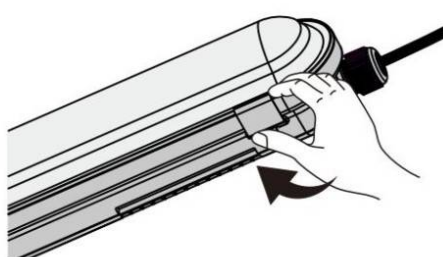
4. Connect the wires to the wiring terminal



5. Connect the driver to the LED module



6. Put back the LED module and diffuser



7. Buckle the clips



8. Finish installation

WARNING

- 1) Switch off the power supply before installation
- 2) Installation should be done by registered electricians

